

Classes included in this report:
Subject Catalog Number Class Number

MATH	1116	26095
------	------	-------

Raters	Students
Responded	18
Invited	31
Response Ratio	58%

Frequency Analysis

The 9 questions of the SEI are organized around three key elements of teaching. Results are grouped based on these elements.

Instructor's preparedness, organization of material, and clarity of presentation

	Response#	Strongly disagree	Disagree	Neutral	Agree	Strongly agree	N/A
1. The subject matter of this course was well organized	18	6%	0%	0%	11%	83%	0%
5. The instructor was well prepared	18	6%	0%	0%	11%	83%	0%
9. The instructor communicated the subject matter clearly	18	6%	0%	0%	6%	89%	0%

Rapport and instructor commitment

	Response#	Strongly disagree	Disagree	Neutral	Agree	Strongly agree	N/A
3. This instructor was genuinely interested in teaching	18	6%	0%	0%	11%	83%	0%
6. The instructor was genuinely interested in helping students	18	6%	0%	0%	6%	89%	0%
8. The instructor created an atmosphere conducive to learning	18	6%	0%	0%	11%	83%	0%

Students' sense of their own learning

	Response#	Strongly disagree	Disagree	Neutral	Agree	Strongly agree	N/A
2. This course was intellectually stimulating	18	6%	0%	0%	11%	83%	0%
4. The instructor encouraged students to think for themselves	18	6%	0%	0%	11%	83%	0%
7. I learned a great deal from this instructor	18	6%	0%	0%	17%	78%	0%

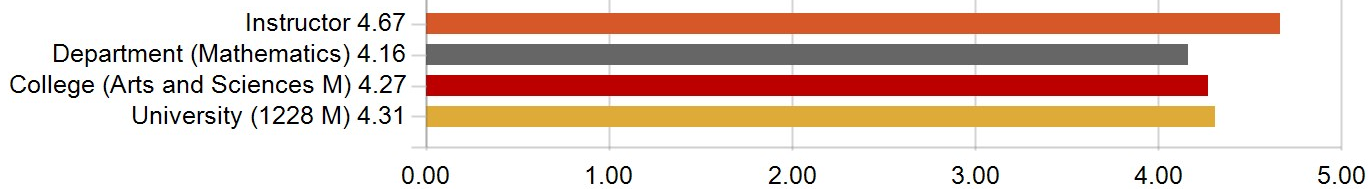
Overall, I would rate this instructor as... (Question 10)

Response#	Poor	Fair	Neutral	Good	Excellent
18	0%	0%	0%	6%	94%

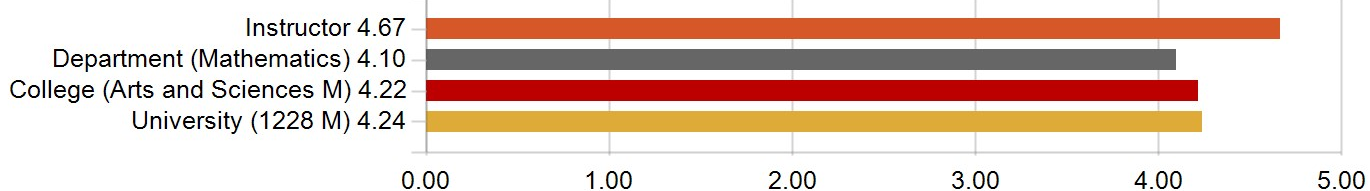
Score Analysis

Your mean scores are summarized below. Comparison group scores are provided. The College and the University comparison groups are based on the size of your class. The Department group is not. Class size groups are 1-19, 20-60, and 61+. This information is also presented as a table at the end of this section.

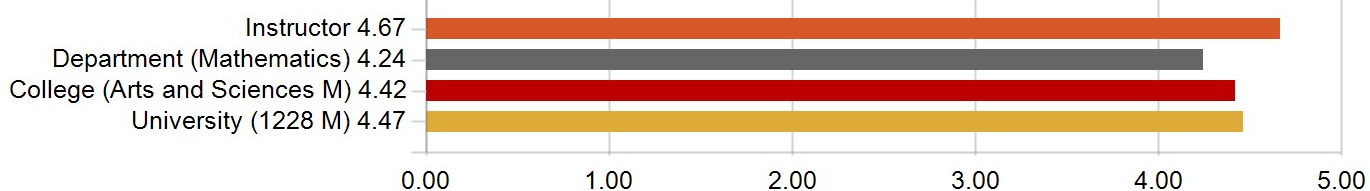
1. The subject matter of this course was well organized



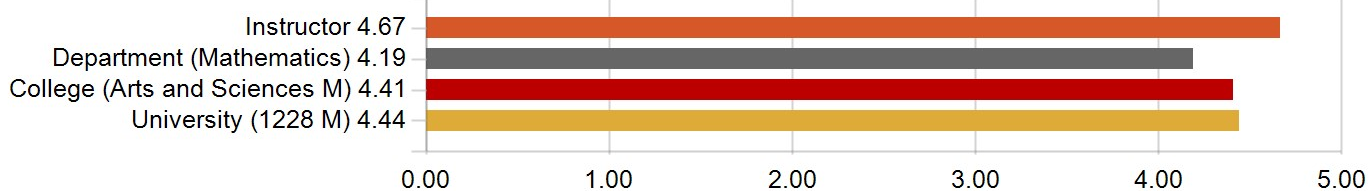
2. This course was intellectually stimulating



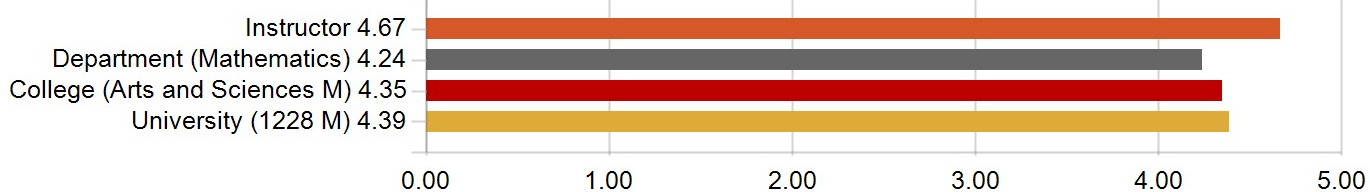
3. This instructor was genuinely interested in teaching



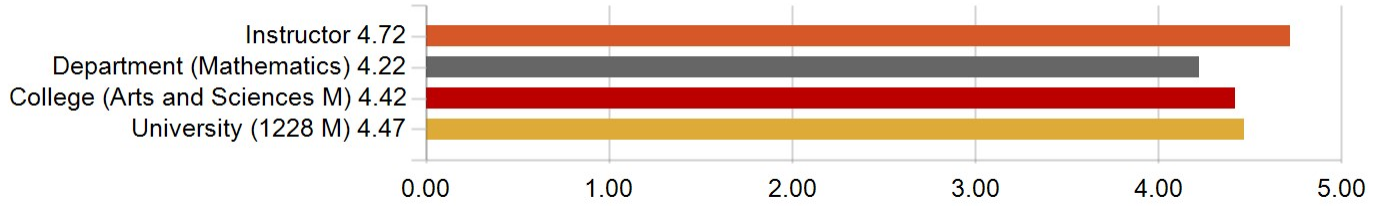
4. The instructor encouraged students to think for themselves



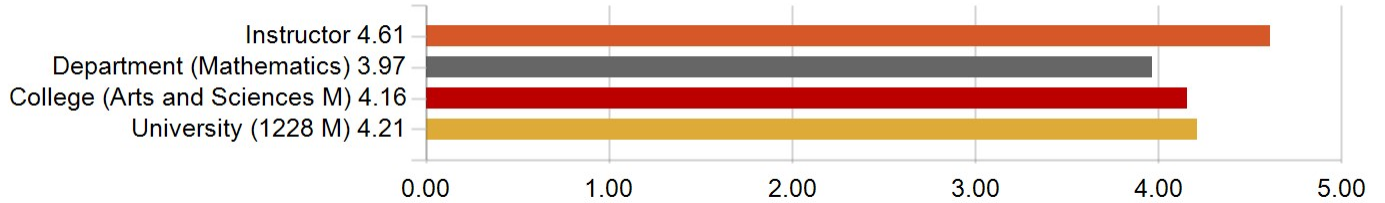
5. The instructor was well prepared



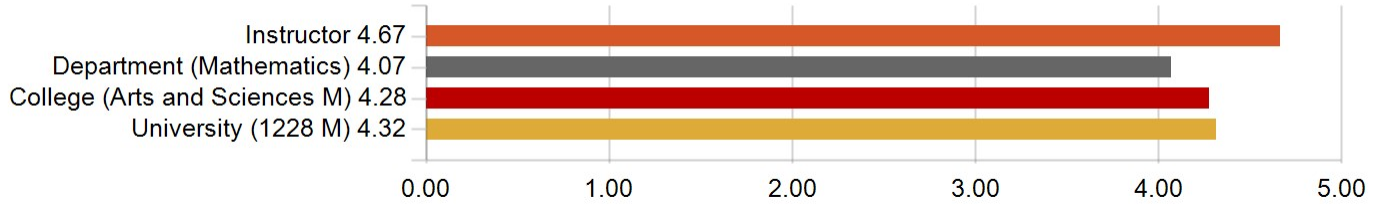
6. The instructor was genuinely interested in helping students



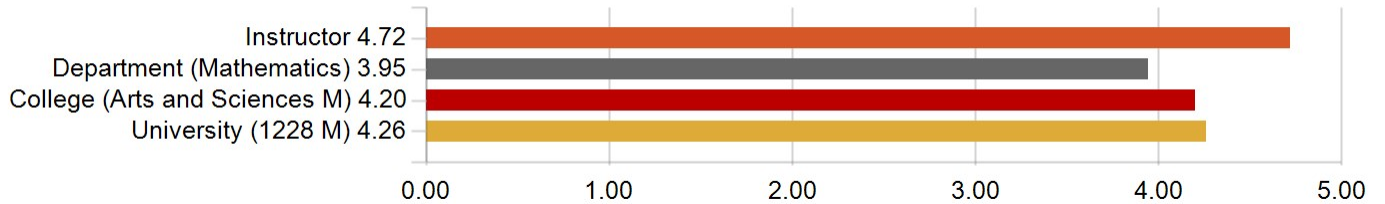
7. I learned a great deal from this instructor



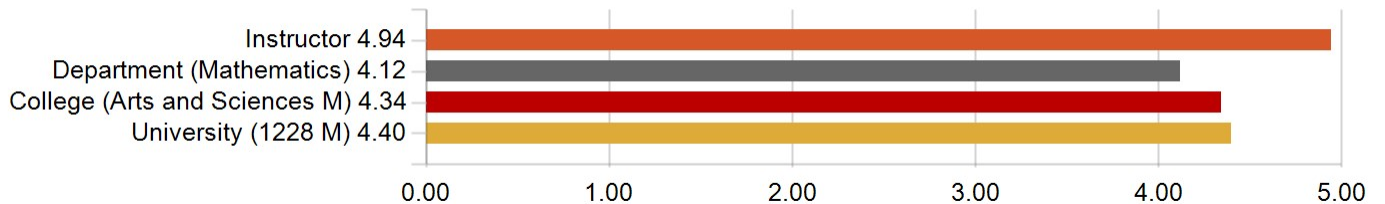
8. The instructor created an atmosphere conducive to learning



9. The instructor communicated the subject matter clearly



10. Overall, I would rate this instructor as



Question	Instructor		Department (Mathematics)		College (Arts and Sciences M)		University (1228 M)	
	Mean	Standard Deviation	Mean	Standard Deviation	Mean	Standard Deviation	Mean	Standard Deviation
1. The subject matter of this course was well organized	4.67	0.97	4.16	1.00	4.27	0.94	4.31	0.94
2. This course was intellectually stimulating	4.67	0.97	4.10	1.04	4.22	0.98	4.24	0.98
3. This instructor was genuinely interested in teaching	4.67	0.97	4.24	1.01	4.42	0.89	4.47	0.86
4. The instructor encouraged students to think for themselves	4.67	0.97	4.19	1.00	4.41	0.85	4.44	0.83
5. The instructor was well prepared	4.67	0.97	4.24	0.99	4.35	0.93	4.39	0.91
6. The instructor was genuinely interested in helping students	4.72	0.96	4.22	1.04	4.42	0.90	4.47	0.87
7. I learned a great deal from this instructor	4.61	0.98	3.97	1.20	4.16	1.07	4.21	1.04
8. The instructor created an atmosphere conducive to learning	4.67	0.97	4.07	1.10	4.28	0.97	4.32	0.95
9. The instructor communicated the subject matter clearly	4.72	0.96	3.95	1.22	4.20	1.06	4.26	1.02
10. Overall, I would rate this instructor as	4.94	0.24	4.12	1.15	4.34	0.99	4.40	0.95

Please select the primary reason you enrolled in this class

Please select the primary reason you enrolled in this class		
Options	Count	Percentage
It was specifically required in my major/minor	4	25%
It was one of several choices to meet a requirement in my major	1	6%
It fulfills a General Education requirement	11	69%
It was a free elective choice	0	0%

Comments

Comments are retained for one year. This section will be deleted from this report at the end of Autumn 2023. Please save a copy of this report if you want access to comments after that time.

Comments

Comments

Professor Rudman was so great! She was so good at answering questions and helping you work through the difficulties of the problems. She made sure you never left class confused, stayed after to help with homework, and always held office hours for questions. I wish she could be my professor in every class, she was so welcoming and kindhearted!

Professor Rudman is very interested in helping her students. No matter what level of math you were on, in regards to retaining information, she was always willing to help, even outside of office hours.

Really enjoyed learning from this instructor and felt the teaching was well organized and clear!

I have not had a kinder, more patient instructor in my entire college career. I absolutely hate math, and Professor Rudman was the only reason that I passed this class!

I think this course was very well delivered and the professor did a great job of making sure everyone knew the information. She would explain a topic multiple ways until everyone understood.

She made coming to class enjoyable with her bubbly energy, she always wanted to help her students and was supportive if we were doing something right. She always made it known she has weekly office hours and she was an email away if we needed help.

I loved Professor Rudman. She easily is my favorite professor I've had. Math had never been a strong area of mine but she helped me so much. She always answered all my emails for questions I had... which was a lot, and also helped me so much whenever I went to office hours. But she also challenged me, she would never just give me the answer. You can tell she also cares about her students, she learned all of our names and faces and even little things about us. She is a prime example of what a good professor should be.