

**Classes included in this report:**
**Subject Catalog Number Class Number**

MATH	1149	14771
------	------	-------

Raters	Students
Responded	9
Invited	23
Response Ratio	39%

## Frequency Analysis

The 9 questions of the SEI are organized around three key elements of teaching. Results are grouped based on these elements.

### Instructor's preparedness, organization of material, and clarity of presentation

	Response#	Strongly disagree	Disagree	Neutral	Agree	Strongly agree	N/A
1. The subject matter of this course was well organized	9	0%	0%	0%	0%	100%	0%
5. The instructor was well prepared	9	0%	0%	0%	0%	100%	0%
9. The instructor communicated the subject matter clearly	9	0%	0%	0%	0%	100%	0%

### Rapport and instructor commitment

	Response#	Strongly disagree	Disagree	Neutral	Agree	Strongly agree	N/A
3. This instructor was genuinely interested in teaching	9	0%	0%	0%	0%	100%	0%
6. The instructor was genuinely interested in helping students	9	0%	0%	0%	11%	89%	0%
8. The instructor created an atmosphere conducive to learning	9	0%	0%	0%	0%	100%	0%

### Students' sense of their own learning

	Response#	Strongly disagree	Disagree	Neutral	Agree	Strongly agree	N/A
2. This course was intellectually stimulating	9	0%	0%	0%	11%	89%	0%
4. The instructor encouraged students to think for themselves	9	0%	0%	0%	11%	89%	0%
7. I learned a great deal from this instructor	9	0%	0%	0%	22%	78%	0%

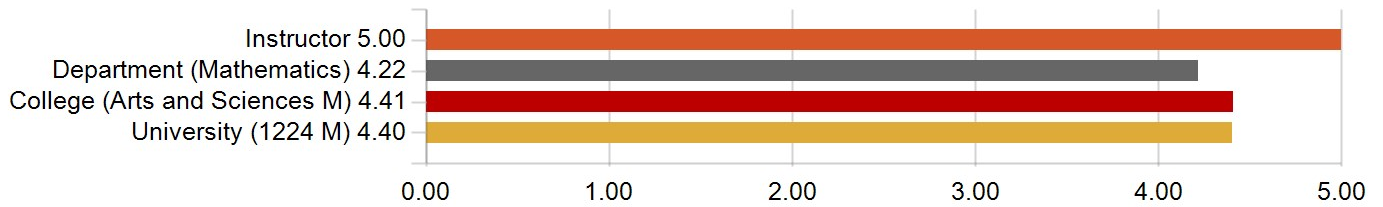
### Overall, I would rate this instructor as... (Question 10)

Response#	Poor	Fair	Neutral	Good	Excellent
9	0%	0%	0%	0%	100%

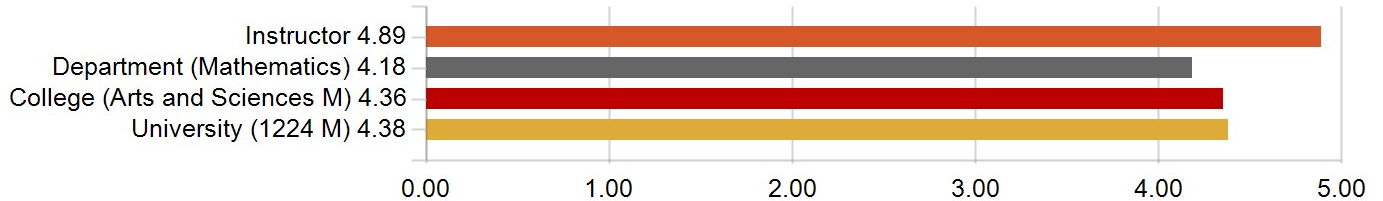
## Score Analysis

Your mean scores are summarized below. Comparison group scores are provided. The College and the University comparison groups are based on the size of your class. The Department group is not. Class size groups are 1-19, 20-60, and 61+. This information is also presented as a table at the end of this section.

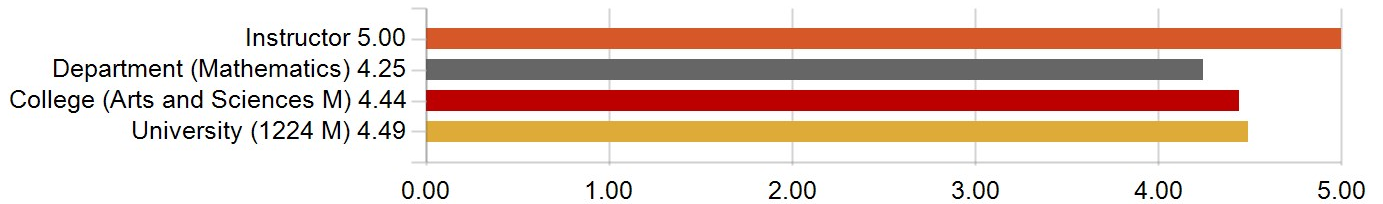
### 1. The subject matter of this course was well organized



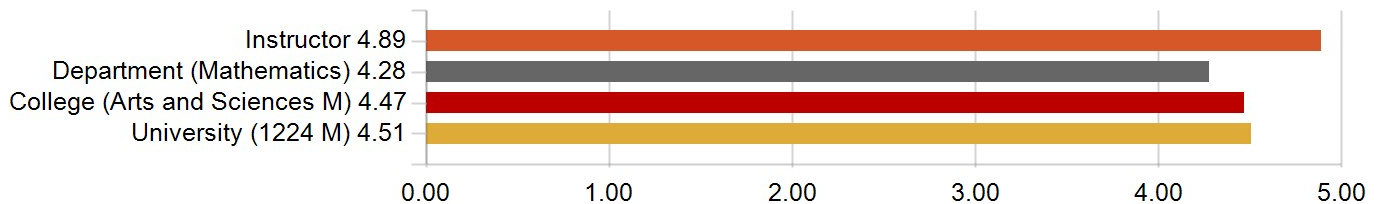
### 2. This course was intellectually stimulating



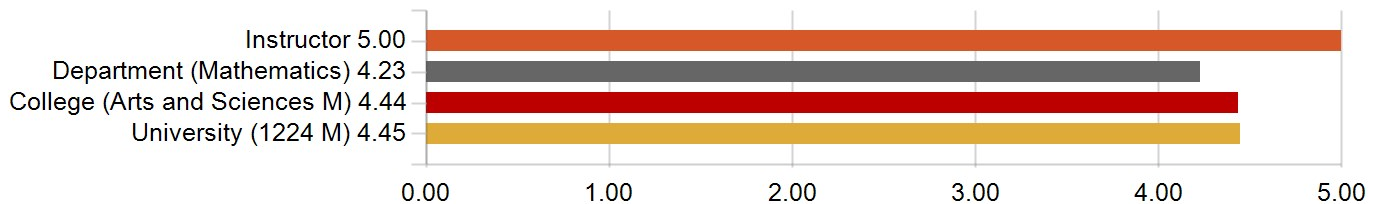
### 3. This instructor was genuinely interested in teaching



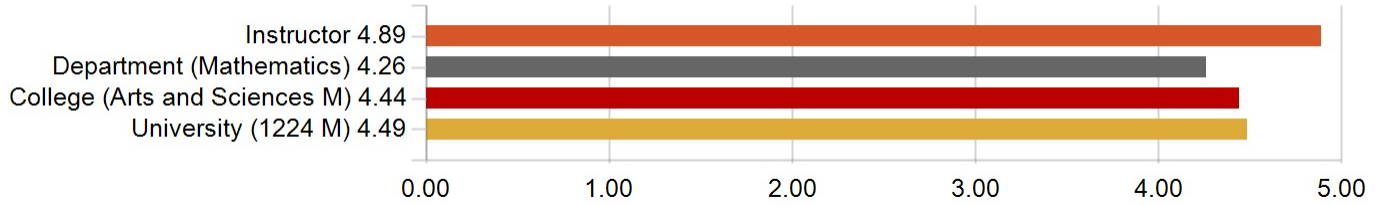
### 4. The instructor encouraged students to think for themselves



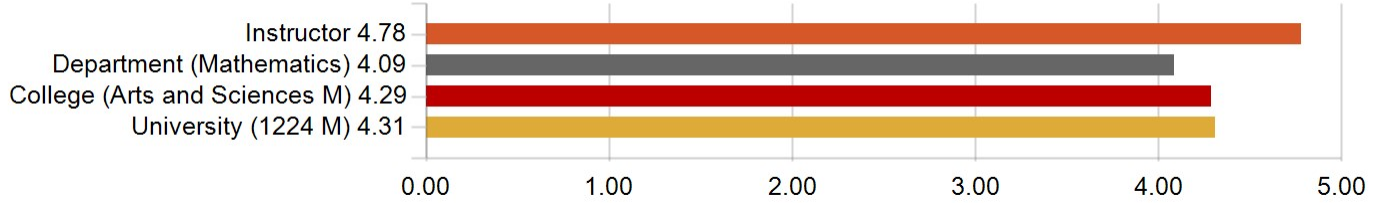
### 5. The instructor was well prepared



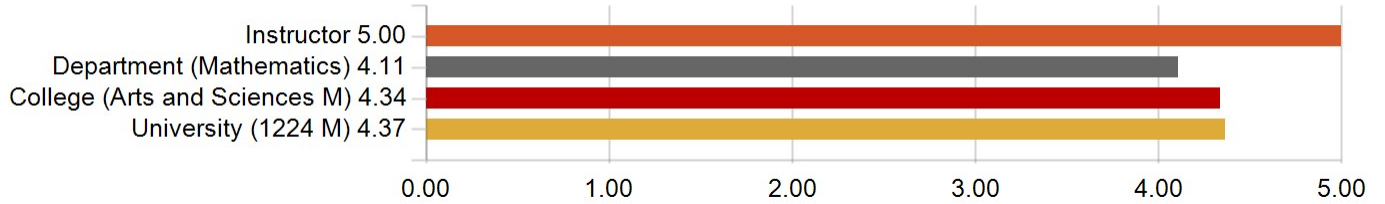
6. The instructor was genuinely interested in helping students



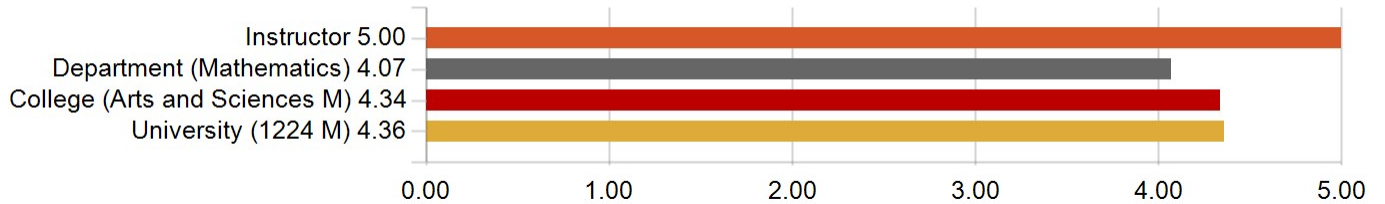
7. I learned a great deal from this instructor



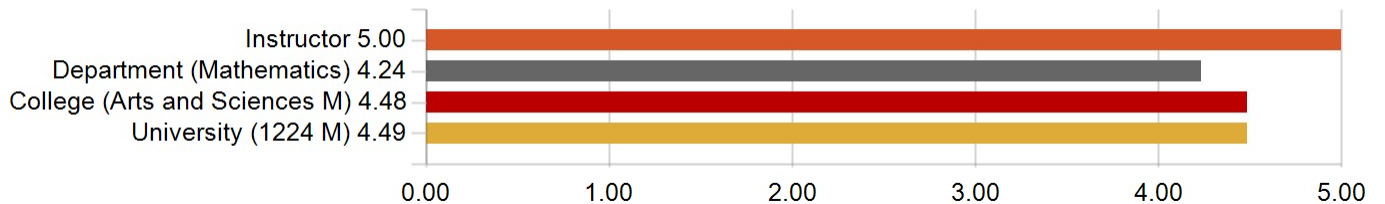
8. The instructor created an atmosphere conducive to learning



9. The instructor communicated the subject matter clearly



10. Overall, I would rate this instructor as



Question	Instructor		Department (Mathematics)		College (Arts and Sciences M)		University (1224 M)	
	Mean	Standard Deviation	Mean	Standard Deviation	Mean	Standard Deviation	Mean	Standard Deviation
1. The subject matter of this course was well organized	5.00	0.00	4.22	1.07	4.41	0.91	4.40	0.91
2. This course was intellectually stimulating	4.89	0.33	4.18	1.12	4.36	0.94	4.38	0.91
3. This instructor was genuinely interested in teaching	5.00	0.00	4.25	1.08	4.44	0.91	4.49	0.87
4. The instructor encouraged students to think for themselves	4.89	0.33	4.28	0.99	4.47	0.84	4.51	0.81
5. The instructor was well prepared	5.00	0.00	4.23	1.07	4.44	0.91	4.45	0.90
6. The instructor was genuinely interested in helping students	4.89	0.33	4.26	1.03	4.44	0.92	4.49	0.89
7. I learned a great deal from this instructor	4.78	0.44	4.09	1.20	4.29	1.00	4.31	0.98
8. The instructor created an atmosphere conducive to learning	5.00	0.00	4.11	1.16	4.34	0.97	4.37	0.96
9. The instructor communicated the subject matter clearly	5.00	0.00	4.07	1.18	4.34	0.98	4.36	0.96
<b>10. Overall, I would rate this instructor as</b>	<b>5.00</b>	<b>0.00</b>	<b>4.24</b>	<b>1.16</b>	<b>4.48</b>	<b>0.90</b>	<b>4.49</b>	<b>0.90</b>

## Please select the primary reason you enrolled in this class

Please select the primary reason you enrolled in this class		
Options	Count	Percentage
It was specifically required in my major/minor	8	89%
It was one of several choices to meet a requirement in my major	1	11%
It fulfills a General Education requirement	0	0%
It was a free elective choice	0	0%

## Comments

Comments are retained for one year. This section will be deleted from this report at the end of Summer 2023. Please save a copy of this report if you want access to comments after that time.

## Comments

### Comments

I truly enjoyed my time in class.

She was the best math professor I think I've ever had at the Ohio State University I've never learned math better and understood it clearly until I had her teach it. She is a well organized thoughtful professor who always keeps her students in mind throughout the semester. She will make sure to work with you if you need the extra help and it's always open to working with you in office hours for as long as you need and always responds to emails as fast as she possibly can. Couldn't ask for a better professor she was 10 out of 10!

She was always available to help whenever I needed it, and was generally effective in helping us learn and understand the difficult material. I am honestly grateful for having such an amazing teacher.

overall the professor was amazing. I have no complaints, she was available and tried her best make sure we all as a class understand what is going on at all times. I hate math but she actually made me enjoy it very much

Doctor Rudman was a great teacher and I enjoyed being in this class. It helped me reconsider taking more classes in the summer.

I was really impressed with how she could pivot and explain content differently. I'm so afraid of not understanding 1 thing, then falling behind in a course like this that builds, but Dr. Rudman made sure that there were so many chances to ask questions and practice material which I really appreciated!